

Permit Overview

Permit Submittal Checklist

Online Permit Application (MyGov)

Visit web.mygov.us and login with your Collaborator account. When you are making your new request, select "Deck Permit (R)" under New Residential Permit.

Construction Plans

Submit digital construction plans with application, drawn to scale. Required details on reverse side of this flap.

Contractor's Business License*

Make sure your contractor has a City of Arnold business license

** This step is not required if you are the resident and property owner and intend to install the structure yourself.*

Permit FAQs

What is MyGov and how do I use it?

MyGov is a web-based City Hall—where you can visit to make permit applications, request information, make reports, and more. Please see the blue "MyGov" brochure for more information.

How much is the permit fee?

You can estimate your permit fee at public.mygov.us/arnold_mo/estimate?module=pi.

How long will it take to process my permit?

Typically up to five (5) business days.

For more information:

**Community Development Department
Arnold City Hall
2101 Jeffco Blvd.
Arnold, MO 63010**

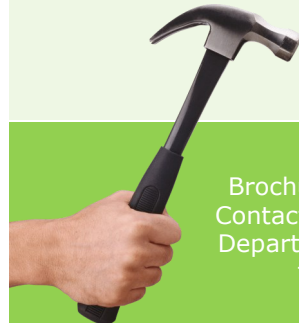
**(636) 282-2378
www.arnoldmo.org**

**Office Hours:
Monday - Friday, 8:00am to 4:30pm**



This series is published by The City of Arnold, Missouri, Community Development Department, as part of a public information service.

These brochures have no legal status and cannot be used as an official interpretation of the various codes, regulations, and ordinances currently in effect. This is not intended to be an all exhaustive source of information on the subject matter. The City of Arnold accepts no responsibility to persons relying solely on this information.



Brochures are updated periodically. Contact the Community Development Department to determine if you have the most recent edition.

Home Improvements

Decks



What you need to know.



2022-07



Dept. of Community Development
(636) 282-2378
www.arnoldmo.org

The City of Arnold's Community Development Department supports and encourages every resident's decision to improve their home. Permit applications, approval of plans, and inspection of work being done helps ensure your new deck meets minimum code requirements while improving your property.

We look forward to helping you!

Do I need a permit?

The City requires a construction permit for decks.

Please note: It is the responsibility of the applicant to ensure that the work being carried out is in compliance with the requirements of indentures, Homeowners Associations, etc.

Before you dig

Reduce the risk of personal injury and property damage by contacting the Missouri One Call System to request to have the location of your utilities marked.

1-800-DIG-RITE

mo1call.com



What rules are there for decks?

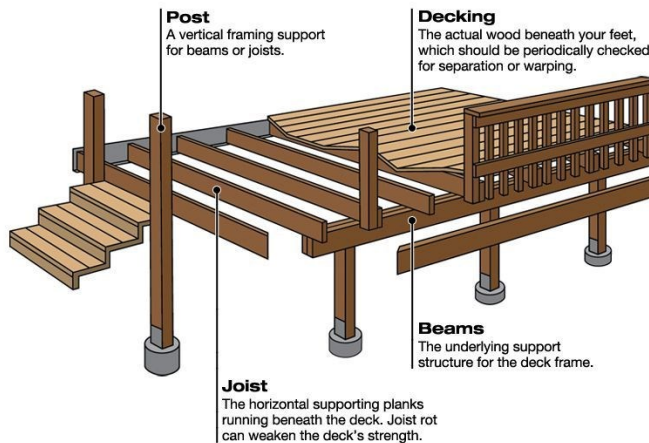
Decks must not encroach on rear, side, and front yard property line setbacks. This applies to the main structure of your deck (the walking surface and railings). Access stairs and a landing for the deck may be located within the required setback, if necessary. Setbacks vary by zoning district. Call (636) 282-2378 to find the zoning district of your property.

If the deck is more than 30 inches above grade or a lower deck level, guard rails of at least 36 inches in height are required.

What construction standards are there for decks?

Decks must be constructed to the standard of all structures in the City. The Community Development Department currently uses the 2015 International Building Code (ICC) and the 2014 NEC Electric Code.

Here's a look at some of the important components of your deck:

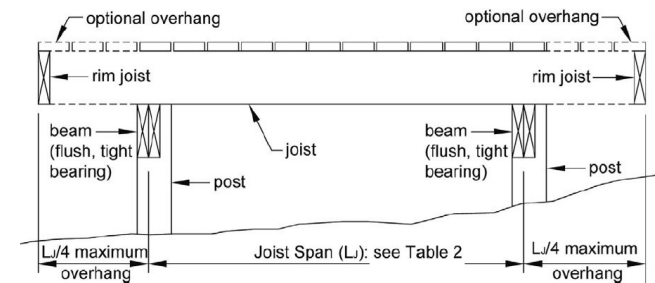


What needs to be included in the detailed construction plans?

To receive a construction permit for your deck, you need to submit the following detailed construction plans with your permit application (all drawn to scale):

1. Site plan or survey showing setbacks, easements, structures, all other improvements, and storm water drainage direction
2. Foundation or pier plan
3. Deck floor and framing plan
4. Sectional details
5. Section views through the deck in both directions
6. Section through the stairway
7. Elevation drawing

Additional construction documents may be required depending on the complexity of your deck project.



Above is a sample plan of the joist span for a free standing deck. More samples of required deck construction plans are available at www.arnoldmo.org or by request.

To get the full scope of information regarding your home improvement project, please visit arnoldmo.org or contact the Community Development Department at (636) 282-2378.